






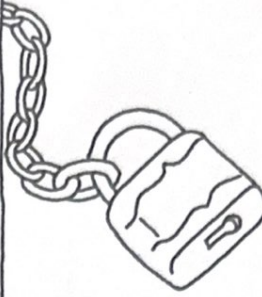


Name: _____

<p>mill Jill bill</p> 	<p>stick pick quick</p> 
<p>hill sill dill</p> 	<p>pluck luck duck</p> 
<p>sack Jack back</p> 	<p>muck stuck truck</p> 
<p>rack pack tack</p> 	<p>lock clock rock</p> 

Parents: Your child read a set of rhyming words and then circled the word that describes each picture.

Add to find each sum.

1. $6 + 2 = \underline{\quad}$

2. $5 + 1 = \underline{\quad}$

3. $4 + 3 = \underline{\quad}$

4. $1 + 7 = \underline{\quad}$

5. $2 + 8 = \underline{\quad}$

6. $9 + 0 = \underline{\quad}$

7. $3 + 5 = \underline{\quad}$

8. $4 + 6 = \underline{\quad}$

9. $7 + 2 = \underline{\quad}$


10. $8 + 1 = \underline{\quad}$

11. $1 + 9 = \underline{\quad}$

12. $6 + 3 = \underline{\quad}$


Draw a line to divide the circle into two equal halves.

(2)




Draw lines to divide the square into four equal quarters.

(4)




Draw a line to divide the triangle into two equal halves.

(2)



Draw lines to divide the rectangle into four equal quarters.

(4)



Name _____

Bob's Bakery

Help Bob serve his doughnuts.


Say the name for each picture below.
Write the ending sound.



do _____



ha _____



schoo _____



clow _____




lea _____



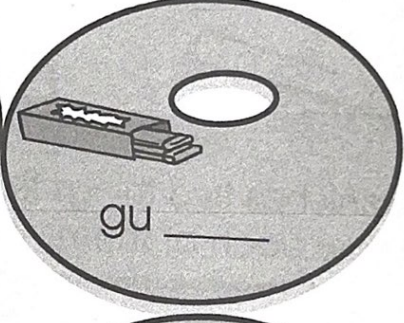
crow _____




clou _____




fla _____



gu _____



bi _____

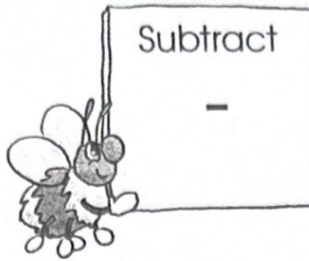



hear _____



stam _____

ADDING AND SUBTRACTING



Watch out for the signs!

If you are adding, write the **sum**. If you are subtracting, write the **difference**.

- 1. $8 + 1 =$ _____
- 2. $7 - 2 =$ _____
- 3. $9 + 0 =$ _____
- 4. $10 - 1 =$ _____
- 5. $6 + 3 =$ _____
- 6. $8 - 3 =$ _____
- 7. $8 - 0 =$ _____
- 8. $7 + 2 =$ _____
- 9. $4 + 6 =$ _____



Beeeee sure to watch those signs!

10.
$$\begin{array}{r} 1 \\ + 9 \\ \hline \end{array}$$

11.
$$\begin{array}{r} 5 \\ - 1 \\ \hline \end{array}$$

12.
$$\begin{array}{r} 7 \\ + 0 \\ \hline \end{array}$$

13.
$$\begin{array}{r} 9 \\ - 2 \\ \hline \end{array}$$

14.
$$\begin{array}{r} 3 \\ - 0 \\ \hline \end{array}$$




15.
$$\begin{array}{r} 3 \\ + 7 \\ \hline \end{array}$$

16.
$$\begin{array}{r} 5 \\ + 5 \\ \hline \end{array}$$

17.
$$\begin{array}{r} 6 \\ - 0 \\ \hline \end{array}$$

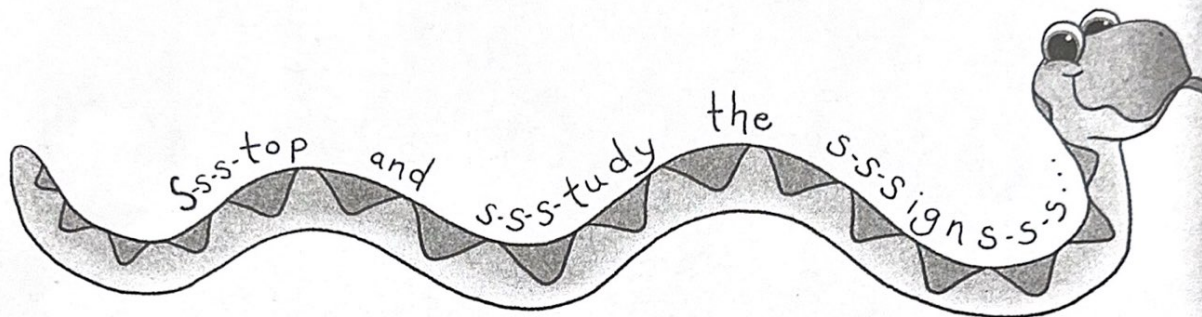
ADDING & SUBTRACTING

Watch the signs!



If you are adding, write the **sum**. If you are subtracting, write the **difference**. The addition facts table on page 193 may help you.



- | | | |
|--------------------------------|--------------------------------|--------------------------------|
| 1. $3 + 1 = \underline{\quad}$ | 2. $3 - 1 = \underline{\quad}$ | 3. $2 + 0 = \underline{\quad}$ |
| 4. $5 - 1 = \underline{\quad}$ | 5. $2 + 3 = \underline{\quad}$ | 6. $4 - 3 = \underline{\quad}$ |
| 7. $2 - 0 = \underline{\quad}$ | 8. $1 + 2 = \underline{\quad}$ | 9. $4 + 1 = \underline{\quad}$ |











- | | | | |
|---|---|---|---|
| 10. $\begin{array}{r} 3 \\ + 1 \\ \hline \end{array}$ | 11. $\begin{array}{r} 2 \\ - 1 \\ \hline \end{array}$ | 12. $\begin{array}{r} 5 \\ + 0 \\ \hline \end{array}$ | 13. $\begin{array}{r} 4 \\ - 1 \\ \hline \end{array}$ |
| 14. $\begin{array}{r} 3 \\ - 2 \\ \hline \end{array}$ | 15. $\begin{array}{r} 0 \\ + 3 \\ \hline \end{array}$ | 16. $\begin{array}{r} 2 \\ + 2 \\ \hline \end{array}$ | 17. $\begin{array}{r} 3 \\ - 0 \\ \hline \end{array}$ |

Name _____

Short U - ug/ut



 h _ _	 r _ _	 j _ _	 t _ _
 m _ _	 c _ _	 n _ _	 b _ _