

Dear Parents,


## We are starting to count larger numbers!

In an effort to familiarize the children with the concept of tens and ones and in preparation for learning more about place value in later lessons (and in First grade), we have been learning about grouping.

When counting larger numbers ( ex. 29, 32, 41 etc), it is more accurate to first circle groups/sets of 10 until there are fewer than 10 objects to create. By recognizing each circled set as "10", they can then count by 10's and add the leftover objects at the end. This is a way of teaching the children a more efficient way to count quickly instead of counting individually and possibly losing their place and making more mistakes.

We have been working on this in class and some children struggle with this concept especially when given objects that are not in clearly defined rows. I often remind them that when circling groups, they should use the objects closest to each other and not skip around since this will make it harder for them to clearly form other groups.

Example:



Some children have difficulty when identifying, writing, and/or counting numbers larger than 20. Extra practice is needed to ensure success and help the children become more comfortable with this concept.


Please have the children practice on the worksheet given to them.

Thank you

Name \_\_\_\_\_


Directions- Circle groups of 10 first. Then count and write the number on the line.

①




\_\_\_\_\_

②




\_\_\_\_\_

③




\_\_\_\_\_


④



⑤



⑥



# Beginning n

Name \_\_\_\_\_ Date \_\_\_\_\_

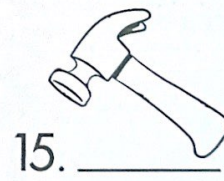



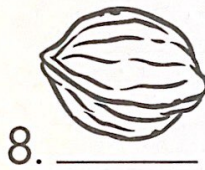
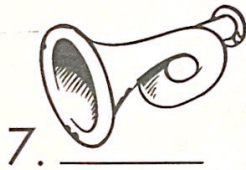

The beginning sound in **nest** is spelled with the letter **n**.





nest

Unit 1

Say the name of each picture. Write **n** below each picture that has the same beginning sound as **nest**.



Write the missing numbers with our Friendly  Frog



1  3

6

12   9

15 16  18

24   21

27 28  30  32