


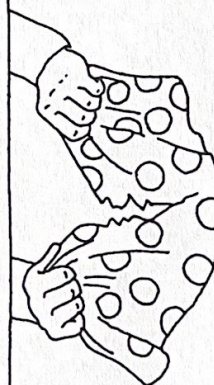
Name: _____




hug



cat



rag




Parents: Your child read the first word in each row and used it to write a rhyming word that describes each picture.

▶ **Here's what to do!**


Say the name of each picture. Print the letter for its beginning sound on the first line. Then print the letter for its ending sound on the second line.

1

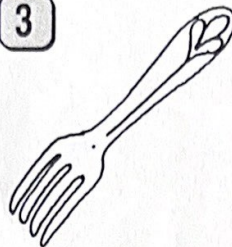


b t


2




3




4



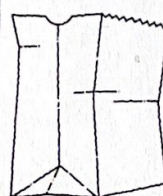
5



6



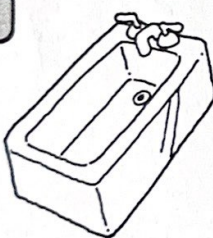
7



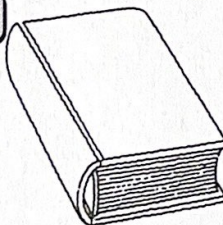
8



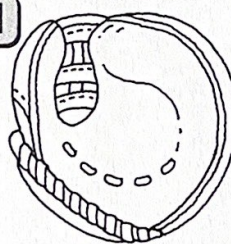
9



10



11



12



Here's what to do!

Say the name of each picture. If the name begins with the sound of the letter in the box, print it on the first line. If it ends with that sound, print it on the second line.

1

n



| | |
|--|---|
| | |
| | n |

2

l



| | |
|--|--|
| | |
| | |

3

d



| | |
|--|--|
| | |
| | |

4

n



| | |
|--|--|
| | |
| | |

5

d



| | |
|--|--|
| | |
| | |

6

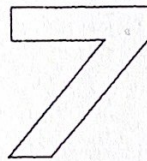
l



| | |
|--|--|
| | |
| | |

7

n



| | |
|--|--|
| | |
| | |

8

d



| | |
|--|--|
| | |
| | |

9

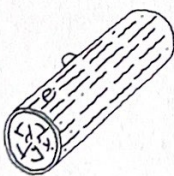
n



| | |
|--|--|
| | |
| | |

10

l



| | |
|--|--|
| | |
| | |

11

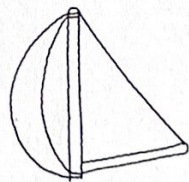
d



| | |
|--|--|
| | |
| | |

12

l



| | |
|--|--|
| | |
| | |

Name _____

8-5 student book
pages 119-120



_____ ¢



_____ ¢



_____ ¢



_____ ¢



_____ ¢



_____ ¢