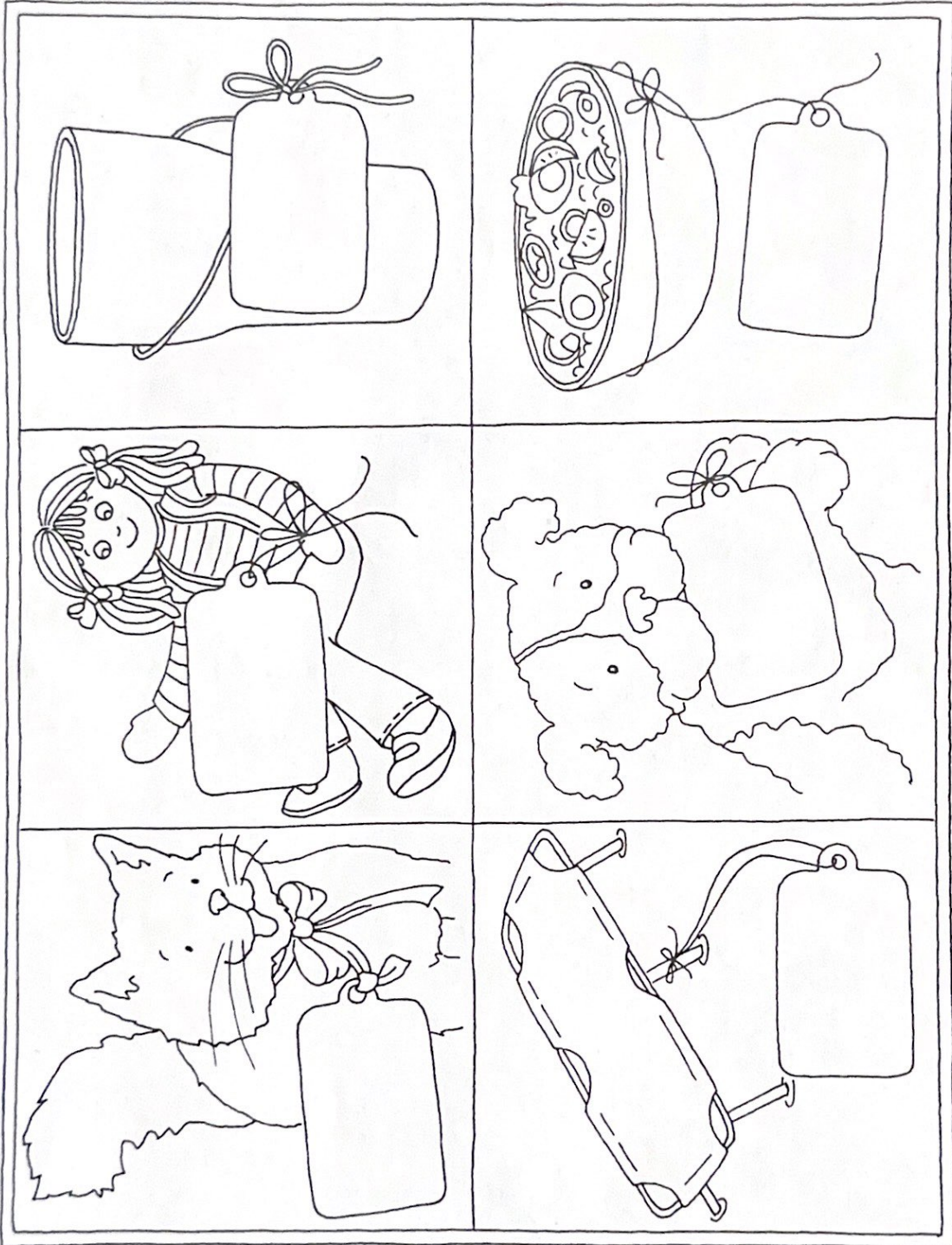


Name: _____

glass	salad	doll	dog	cat	cot
-------	-------	------	-----	-----	-----

Reproducible Page © 2007 by Rowland Reading Foundation



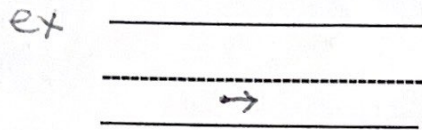
Parents: Your child read and cut out words. Then your child glued each word on the tag for the picture it describes.

Dear Parents,

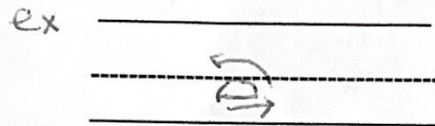
We have been practicing how to write the lowercase letter e in class. This particular letter can be difficult for some children to master. Before they begin to develop their own "style" of writing the letter, it would be a good idea to monitor how they form e so that they don't have to "unlearn" an incorrect habit.

When using our startwrite lines in our letterbook (red on the top line, yellow in the middle and green on the bottom line), the starting point for the lowercase e is in the middle of the space between the yellow and green lines. When using our regular practice paper, the rules for our yellow line apply to the dotted middle guideline and the rules for the green line applies to the bottom line.

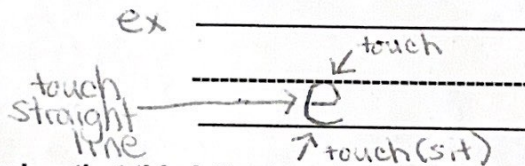
1. First a line must be drawn across going from left to right.



2. Then come around in a circle as if you were making a lowercase c (turning ON the yellow (middle dotted) line...NOT above it.

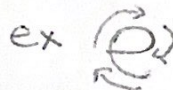


3. Be sure to touch the straight line again as you continue to make your circle. The final result should touch the yellow (dotted) line and sit on the green (bottom) line.

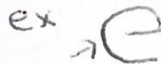


Remember that this letter is written in ONE move. DO NOT lift your pencil off the paper until the e is complete.

****DO NOT start from the bottom!!!**



****DO NOT leave a space.**



Practice! Practice! Practice!

Name →

F

e = between dotted line and bottom (not -e-) " - " 1st

e

egg

elf


e

Fe

Name _____

Skill: Following directions

Farm Fun



_____ 1. Is there a duck in the water?
Color the answer circle blue.

YES	NO
<input type="radio"/>	<input type="radio"/>

_____ 2. Is there a cow by the barn?
Color the answer circle red.

YES	NO
<input type="radio"/>	<input type="radio"/>

_____ 3. Is there a horse near the trees?
Color the answer circle purple.

YES	NO
<input type="radio"/>	<input type="radio"/>

_____ 4. Is there a farmer behind the fence?
Color the answer circle yellow.

YES	NO
<input type="radio"/>	<input type="radio"/>

_____ 5. Is there a pig inside the pen?
Color the answer circle orange.

YES	NO
<input type="radio"/>	<input type="radio"/>

_____ 6. Is there a bird on top of the barn?
Color the answer circle black.

YES	NO
<input type="radio"/>	<input type="radio"/>