


Name: \_\_\_\_\_

uffin

itten

an

ug



Parents: Your child colored spaces with the letter m to reveal hidden pictures. Your child wrote lowercase m to complete each word on the left, wrote the whole word, and then drew a line from the word to its picture on the mountain.

Name: \_\_\_\_\_

**Read it , Fix it  
and Write it !**

Directions: Rewrite each sentence correctly.  
Begin each sentence with a capital letter and  
add punctuation.

## My Kite


1. i have a new kite

2. my kite is red and blue

3. i will ask lisa to play

4. we will play at the park

5. do you want to play









 I used capital letters. I used spaces. I used punctuation.

Name \_\_\_\_\_

Blends - p/bl

pl

bl

 __ ug	 __ ood	 __ anet	 __ ender
 __ ant	 __ ocks	 __ ane	 __ anket

Name:

1				5					10
	12	13				17		19	
21			24		26		28		

1				5					10
	12	13				17		19	
21			24		26		28		

		3			6			9	
11	12			15			18		
	22				26				30

# Number Trains

Write the missing numbers in each row.

