


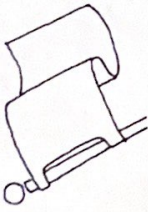
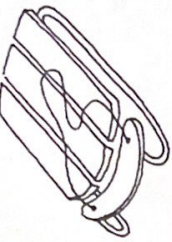


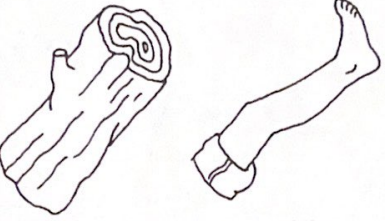





Name: _____

| | | | | |
|--|---------|---|---------|--|
|  | It is a |  | It is a |  |
|  | It is a |  | It is a |  |
|  | It is a |  | It is a |  |
|  | It is a | | It is a |  |

Parents: Your child read and cut out words across the bottom. Then your child glued each word in place to complete a sentence about each picture.

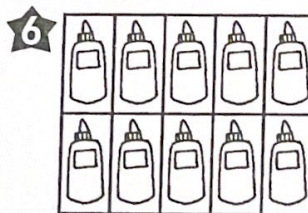
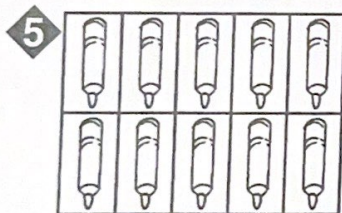
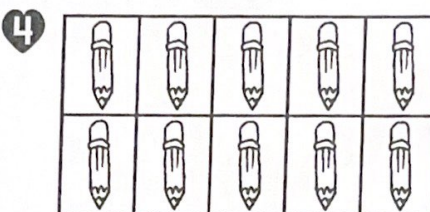
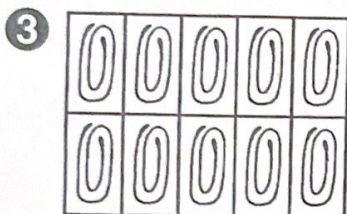
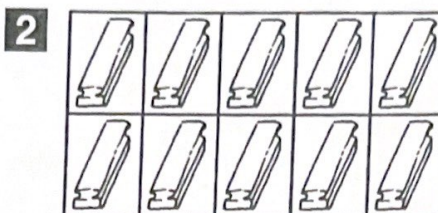
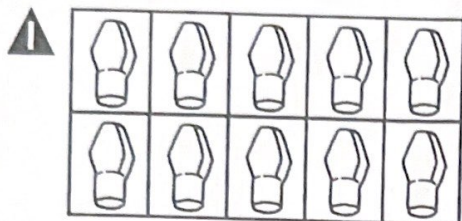
gift. hill. hog. flag. leg. log. hat. sled.



Name _____

11 to 15

P 8-3




Directions Have children count the objects in each exercise and write the number.

Use with Grade K, TG pages 428-431.
© Silver Burdett Ginn Inc. (198)

Name _____

Skill: Following directions ✓

A Mouse House




- ____ 1. Is there a mouse under the ladder?
Make a blue x on Yes or No. YES NO
- ____ 2. Is there a mouse in a window?
Make a yellow circle around Yes or No. YES NO
- ____ 3. Is there a mouse behind the bush?
Make a red box around Yes or No. YES NO
- ____ 4. Is there a mouse in the tree?
Make a purple line under Yes or No. YES NO
- ____ 5. Is there a mouse on the moon?
Make a black ✓ on Yes or No. YES NO

Name _____

These Are Some Reptiles

Color the pictures. Cut and then paste on the big picture only the pictures of reptiles.



Discovering Plants and Animals,

