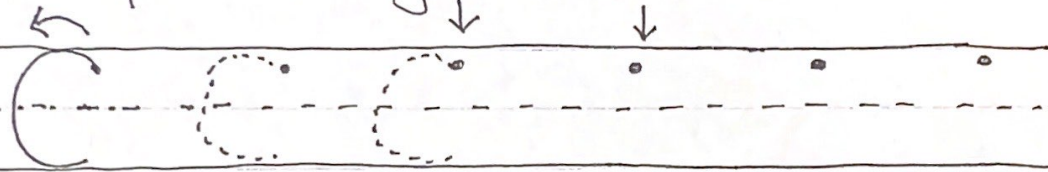


Dear Parents,


Written work is always done in pencil (not pen or marker)

Kindergarten has homework tonight! Please have your child write their names on the top (not you 😊). They must make sure they always return homework the next day. It should be placed in their folders (by them) and the folder should be inside their schoolbag (their responsibility too!)

The black dot tells them where to place their pencil to begin.



The children should trace the dotted outline. All letters begin slightly below the top line and go up to touch it. Letters should "sit" on bottom line. These are examples of poorly shaped C's...



The more they practice, the better they will write. From now on, please be aware that all homework will be stamped like so...

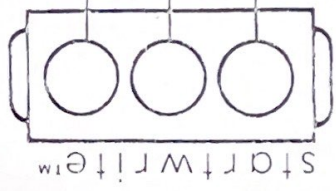
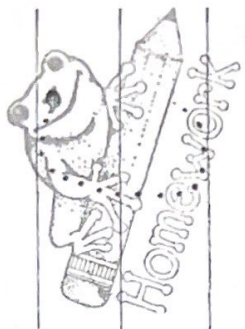


Homework


This means the work should be brought back the next school day!



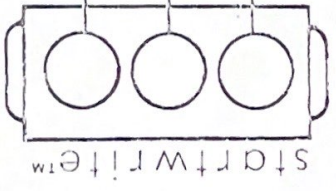
Copyright © 1988 Scribner La-dia Educational Publishers



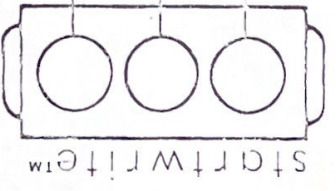
Handwriting practice row with four dotted uppercase 'C's for tracing on a set of three horizontal lines.




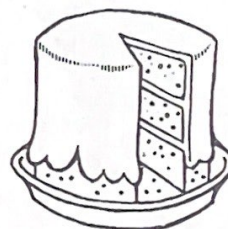
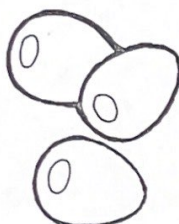
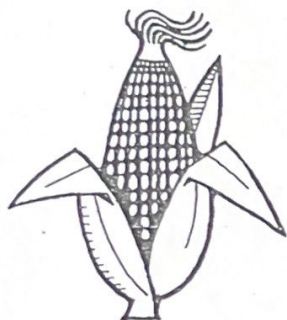



Handwriting practice row with four dotted uppercase 'C's for tracing on a set of three horizontal lines.



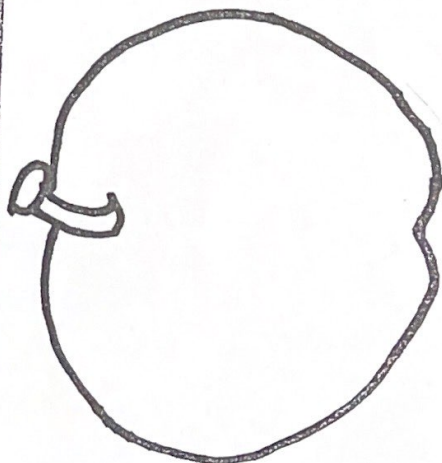

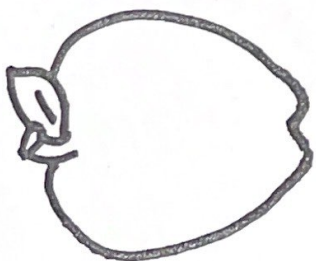
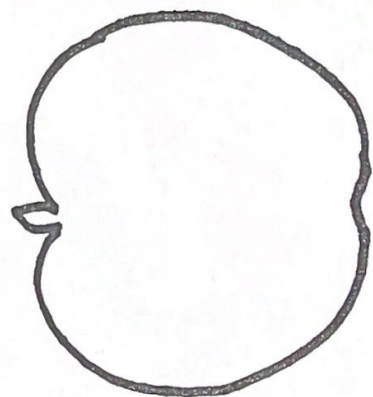
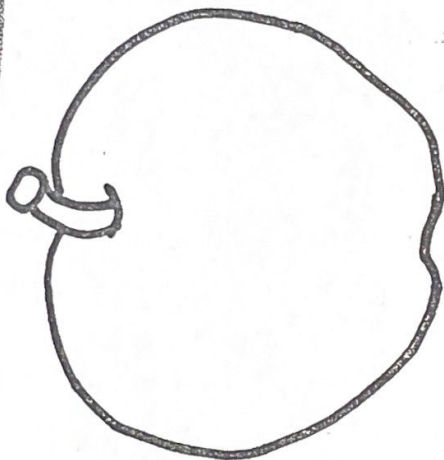

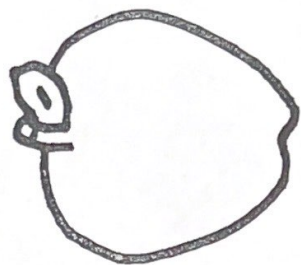
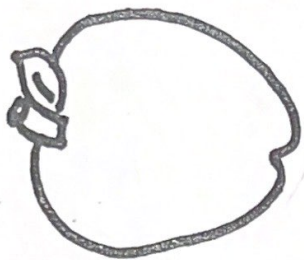
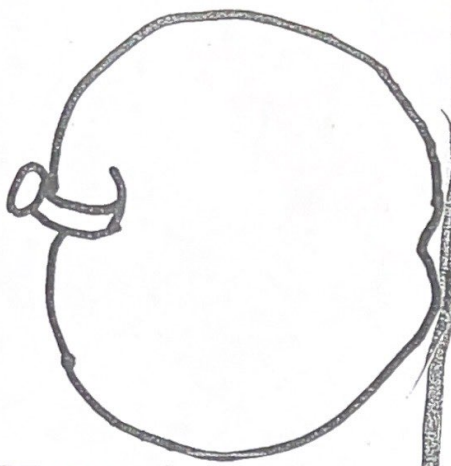
Handwriting practice row with four dotted uppercase 'C's for tracing on a set of three horizontal lines.



Handwriting practice row with four dotted uppercase 'C's for tracing on a set of three horizontal lines.



C = red circle O = blue circle



Name _____

R 12

Use with text pages 29-30.

Practice 1 and 2

