


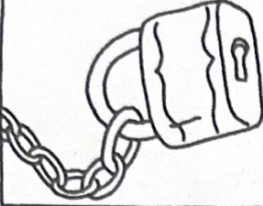
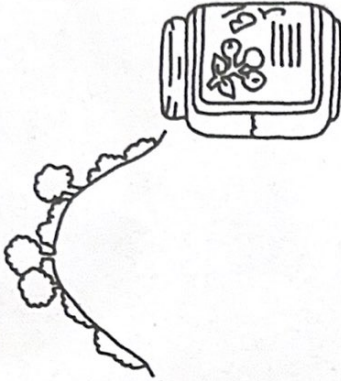
Name: _____



vet



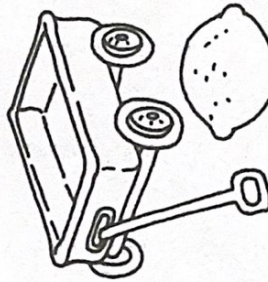
Jill




lock



dragon



mitten


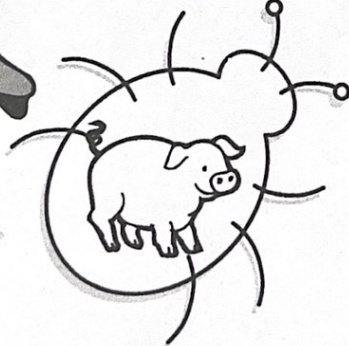
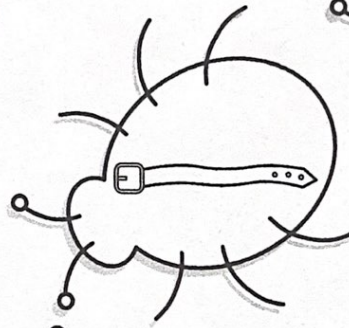

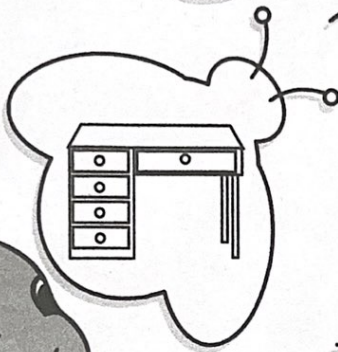





locket

Parents: Your child read the word under the first picture in each box. Then your child circled the picture whose name rhymes with the word in the box and wrote the rhyming word on the lines.

Turtle Tidbits

Terry Turtle eats bugs.
Say the name of each picture.
Color the **e** bugs.
They taste good!



How many **e** bugs did Terry Turtle eat? _____

Name _____

①

$10 - 6 =$

$4 - 3 =$

$9 - 1 =$

$3 - 3 =$

$5 - 5 =$

$9 - 8 =$

$7 - 6 =$

$6 - 4 =$

$5 - 4 =$

$4 - 2 =$

$3 - 2 =$

$8 - 7 =$

$2 - 1 =$

$6 - 3$

$10 - 4$

$7 - 4 =$

$1 - 0 =$

$10 - 1 =$

$7 - 3 =$

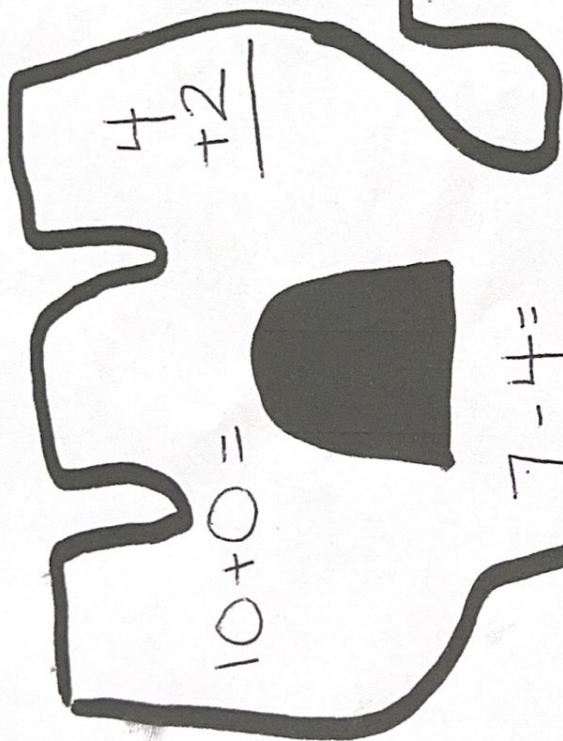
$$\begin{array}{r} 8 \\ - 6 \\ \hline \end{array}$$

$5 - 3 =$

$9 - 7 =$

Name:

400-



$10 + 0 =$

$$\begin{array}{r} 4 \\ + 2 \\ \hline \end{array}$$

$7 - 4 =$

$8 - 4 =$

$9 - 3 =$


$3 + 2 =$

$2 + 4 =$

$1 - 1 =$

$0 + 8 =$

$4 + 4 =$



$9 - 5 =$

$$\begin{array}{r} 3 \\ + 6 \\ \hline \end{array}$$

$3 + 7 =$

$3 - 2 =$


$5 - 1 =$

$7 + 2 =$

$6 + 1 =$

$9 - 6 =$


$10 - 9 =$



$6 - 1 =$

$5 + 2 =$

$4 - 3 =$



$7 - 4 =$

$8 - 4 =$

$9 - 3 =$

$3 + 2 =$

$2 + 4 =$

$1 - 1 =$

$0 + 8 =$

$4 + 4 =$

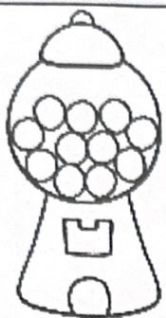
Name: _____

Beginnings and Endings




Directions: Look at each picture and say the name for each picture. Write the beginning and ending sound in each word. The first one has been done for you.

1.



u

2.




a

3.




i

4.



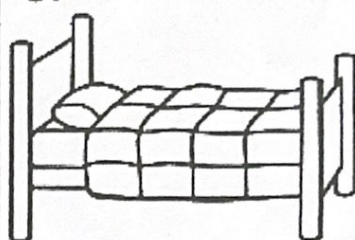
e

5.



i

6.



e

7.



i

8.



o

9.



u

Here's what to do!

Say the name of each picture. Print the picture name on the line.

1



lid

2



3



4



5



6



7




8



9




10



11



12



Try this!


Look at the vowel in each word. If it is **a**, change it to **i** and print the new word on the line. If it is **i**, change it to **a** and print the new word. Use the pictures to help you.

1 wag



wig


2 big



3 did




4 fin



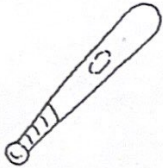
5 pan



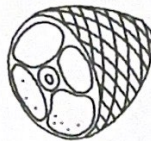
6 hit



7 bit



8 him



9 rap



10 tick



11 fast



12 rang

