


Name: _____



Parents: Your child read each sentence and circled the word that completes the sentence.

Name _____

E66

* Draw flowers to show your work.

$$\begin{array}{r} 2 \text{ } \text{☼} \text{ } \text{☼} \\ + 3 \text{ } \text{☼} \text{ } \text{☼} \text{ } \text{☼} \\ \hline \end{array}$$

$$\begin{array}{r} 6 \\ + 1 \\ \hline \end{array}$$

$$\begin{array}{r} 4 \\ + 3 \\ \hline \end{array}$$

$$\begin{array}{r} 4 \\ + 4 \\ \hline \end{array}$$

$$\begin{array}{r} 5 \\ + 4 \\ \hline \end{array}$$

$$\begin{array}{r} 2 \\ + 1 \\ \hline \end{array}$$

$$\begin{array}{r} 2 \\ 4 \\ \hline \end{array}$$

$$\begin{array}{r} 3 \\ + 3 \\ \hline \end{array}$$

$$\begin{array}{r} 7 \\ + 1 \\ \hline \end{array}$$

$$9 + 0 =$$

$$5 + 2 =$$

Here's what to do!

Say the name of each picture. Print the letter for its beginning sound on the first line. Then print the letter for its ending sound on the second line.

1



p n

2



3




4




5



6



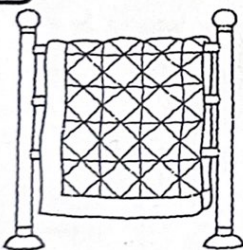
7




8



9



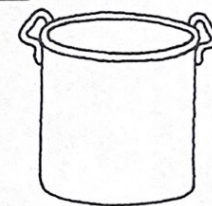
10



11





12

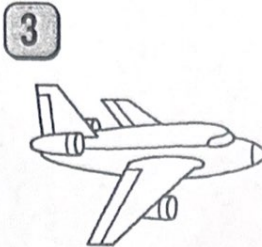


Here's what to do!


Say the name of each picture. Print the letter for its beginning sound on the first line. Then print the letter for its ending sound on the second line.












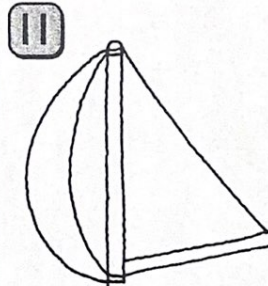














Name: _____

**Read it , Fix it
and Write it !**

Directions: Rewrite each sentence correctly.
Begin each sentence with a capital letter and
add punctuation.

The Pet Shop

1. we will go to the pet shop

2. we like going to the pet shop

3. we will go on saturday


4. we want to see the kittens

5. we want to see the puppies

I used capital letters.

I used spaces.

I used punctuation.



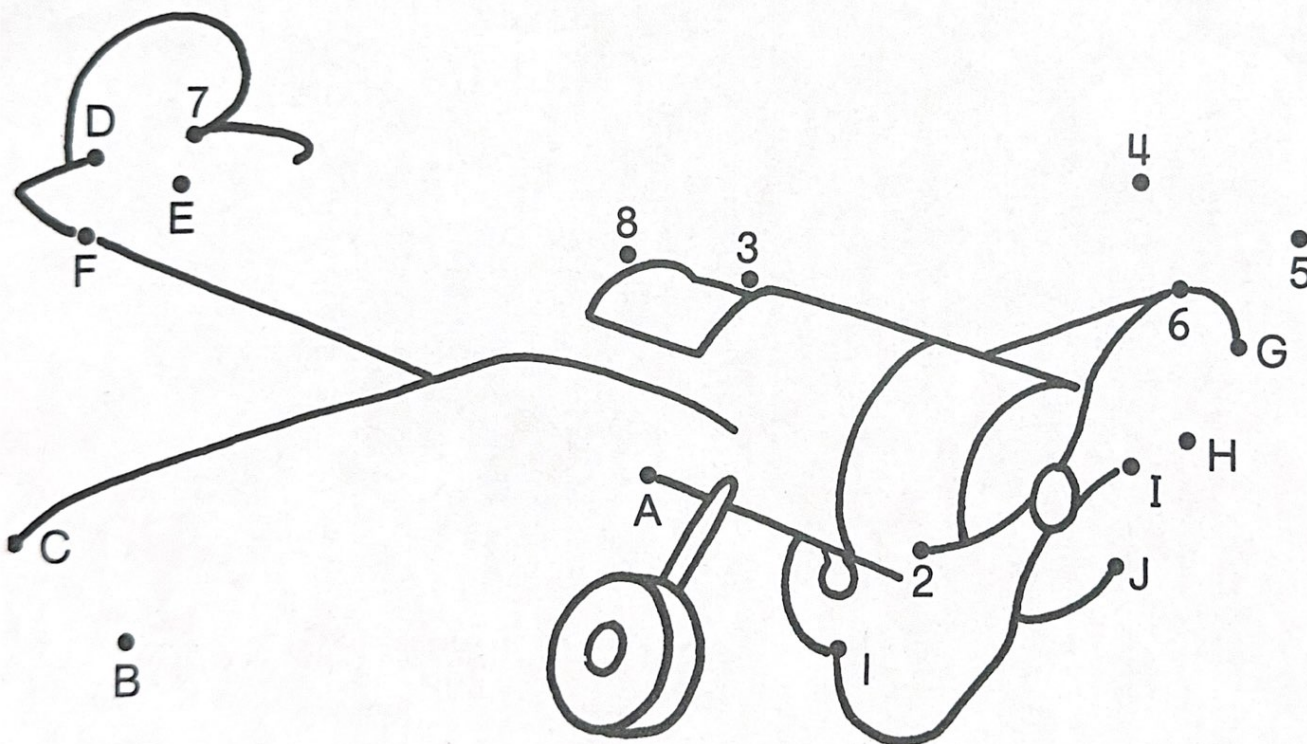
What Is It?

- ___ 1. Draw a line from 1 to 2.
- ___ 2. Draw a line from A to B to C.
- ___ 3. Draw a line from 3 to 4 to 5 to 6.
- ___ 4. Draw a line from D to E to F.
- ___ 5. Draw a line from G to H to I to J.
- ___ 6. Draw a line from 7 to 8.
- ___ 7. Write the word that names the picture.

bug

plane

boat



Name _____

Skill: Following directions

Clowning Around

- ___ 1. Color her hair purple on the back.
- ___ 2. Color her hair green on the front.
- ___ 3. Color her shirt red on the front.
- ___ 4. Color her shirt blue on the back.
- ___ 5. Color the dots orange on the front.
- ___ 6. Color the dots yellow on the back.
- ___ 7. Color her shoes blue on the front and back.
- ___ 8. Cut out the front and back.
- ___ 9. Paste the front and back together.

