
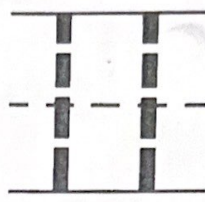




Name _____

R 47

Use with text pages 119-120.

Eleven and Twelve


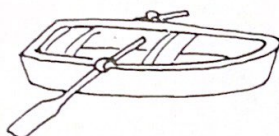


 <div> <div>○ ○ ○ ○ ○ ○ ○ ○ ○ ○</div> <div>○</div> </div>	
<div> <div>○ ○ ○ ○ ○ ○ ○ ○ ○ ○</div> <div>○ ○</div> </div>	
 <div> <div>○ ○ ○ ○ ○ ○ ○ ○ ○ ○</div> </div>	<div> <div>10</div> <div>11</div> <div>12</div> </div>
<div> <div>○ ○ ○ ○ ○ ○ ○ ○ ○ ○</div> <div>○</div> </div>	<div> <div>10</div> <div>11</div> <div>12</div> </div>
<div> <div>○ ○ ○ ○ ○ ○ ○ ○ ○ ○</div> <div>○ ○</div> </div>	<div> <div>10</div> <div>11</div> <div>12</div> </div>

Name _____


E 43


Use with text pages 107-108

Size

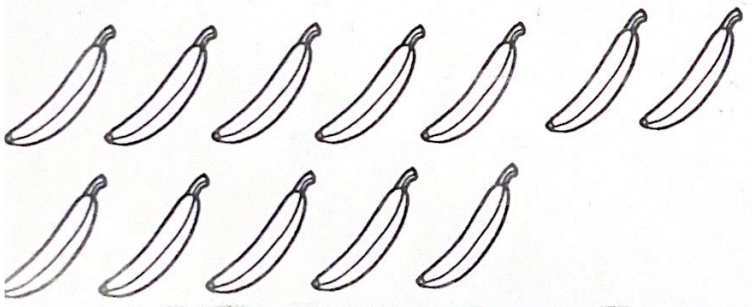



Name - _____
















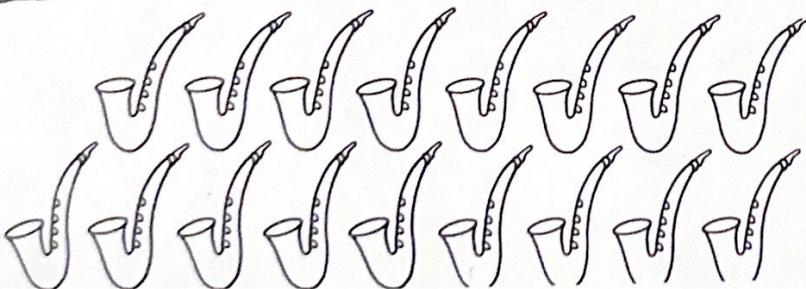
Name - _____












Name _____

THE ABC HONEY BEAR

Here comes the ABC Honey Bear with his Alphabet Honey. He just stirred it. You can make sure that the CAPITAL letters get back in the right order.

Can you think of a word that begins with each letter?

Color this bear the color of honey.



Name _____

THE ABC PICNIC BEAR

This bear is on his way to a Teddy Bear picnic. He must pack his basket with the small letters (lowercase) of the alphabet.

You can help!

When you finish printing the letters, use your crayons to show the color of the cloth for the basket. Also, use your crayons to show what the bear looks like.

