








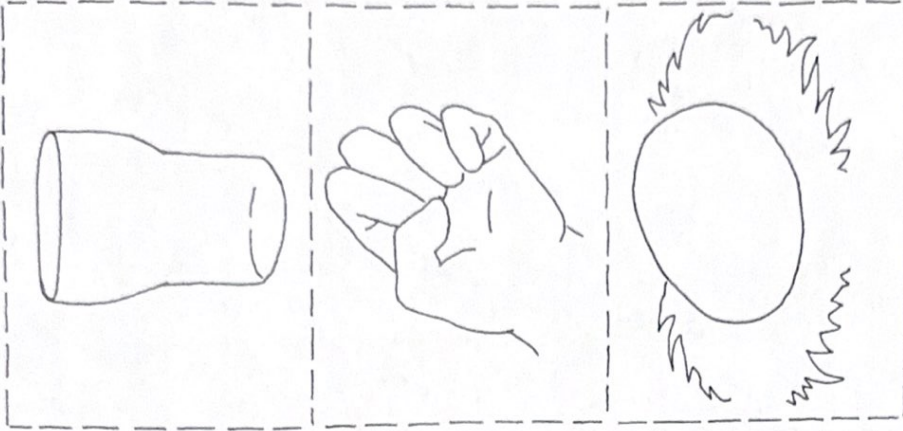


Name: _____

 _____	 _____	 _____	
 _____	 _____	 _____	
 _____	 _____	 _____	



Parents: Your child wrote the first letter for each picture's name on the lines below to form a new word. Then your child cut out pictures on the right and glued each one next to the matching written word.

Name →

U

u not w

u

up

us

cut

Name _____

Numbers
1 to 25

Snowy Day

