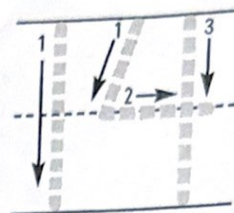
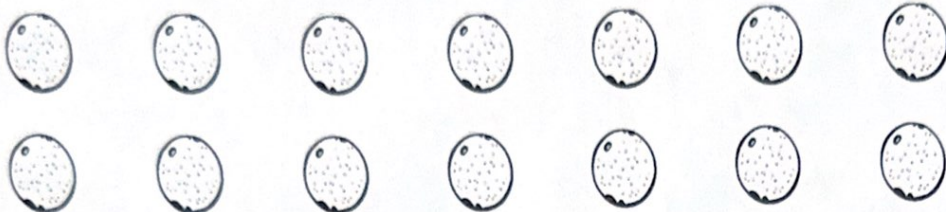


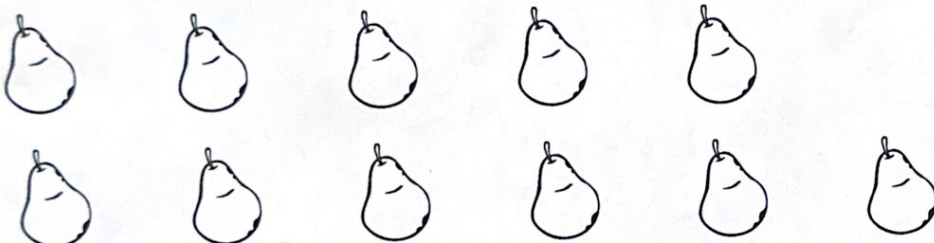
Count and Write 11-15

Name _____


Date _____

Count. Write how many.










Name _____

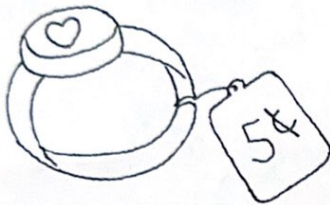
Penny

P 7-6

1



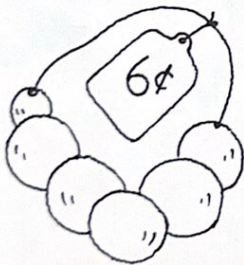
2



3



4



Directions Have children look at each toy and circle the pennies needed to buy that toy.

Use with Grade K, TG pages 392-395.
© Silver Burdett Ginn Inc. (180)

Name _____

Skill: Lower-case
alphabet—a to z

n. o. p.

m.

q.

l.

r.

k.

s
a

j.

t.

i.

u.

v.

b.

h.

w.

z.

x.

y.


c.

g.

d.

f.

e.







Name:


--


Read the following sentences and color the pictures to match.


The sock is orange.	
---------------------	---

The hat is purple.	
--------------------	---

The mug is pink.	
------------------	---

The sled is black.	
--------------------	---

The fire is red.	
------------------	---






The log is brown.	
-------------------	---



Name _____

Painting Color Words

Directions: Read the color words. Color the paint cans the correct colors.



Name _____

Brush after eating sweets.
Sequencing: color, cut, and paste.

1.	2.
3.	4.

