

Dear Parents,

Please be aware...

1. The children are now required to write their **FULL NAME** on their papers. Some students are struggling with the spelling of their last name. They should practice until they know it.
2. We are blending the sounds together to read words. Practice of this skill is part of their homework every night. The words from their reading series are located in the books that are sent home and on my webpage titled "Word lists from our reading series". I am testing the children frequently and I know that some children are not practicing these skills. The goal is to have the children "push" the sounds together....not memorize the words. A quick drill every night is important. Your child should be able to read any word given to them using the sounds that we have learned so far.
3. The vowel sounds (a, e, i, o and u) are very similar sounding. Practice of these sounds are important.
A as in the beginning sound of apple.
E as in the beginning sound of egg.
I as in the beginning sound of igloo.
O as in the beginning sound of octopus.
*U as in the beginning sound of umbrella.
* We have not done the U book yet.
The children tend to mix up the sounds of e and i which causes them to read many words incorrectly.

This is a skill that must be reinforced at home in order to ensure mastery.

Thank you!

Name -----

Write spelling words 3 x each

1.

_____	_____	_____
-----	-----	-----
_____	_____	_____

2.

_____	_____	_____
-----	-----	-----
_____	_____	_____

3.

_____	_____	_____
-----	-----	-----
_____	_____	_____

4.

_____	_____	_____
-----	-----	-----
_____	_____	_____

5.

_____	_____	_____
-----	-----	-----
_____	_____	_____

6.

_____	_____	_____
-----	-----	-----
_____	_____	_____

7.

_____	_____	_____
-----	-----	-----
_____	_____	_____

8.

_____	_____	_____
-----	-----	-----
_____	_____	_____

9.

_____	_____	_____
-----	-----	-----
_____	_____	_____

10

_____	_____	_____
-----	-----	-----
_____	_____	_____

Money: Nickel

Name _____

Date _____

This is a **nickel**.
A nickel has two sides.



5¢

1 nickel = 5 cents



heads



tails



=

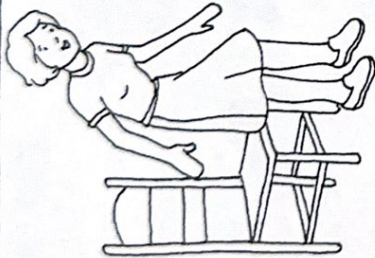


A nickel is worth the same as five pennies

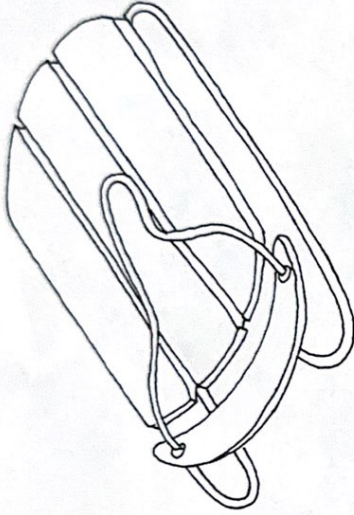
Color each nickel.



Name: _____



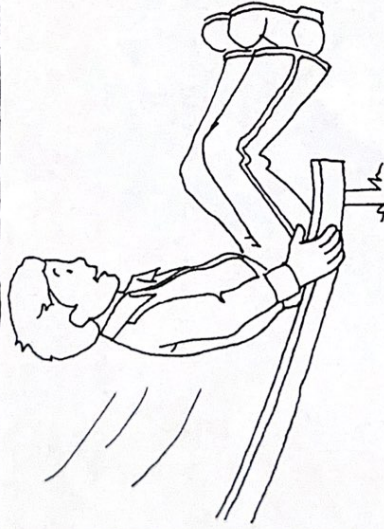
sit fit lit



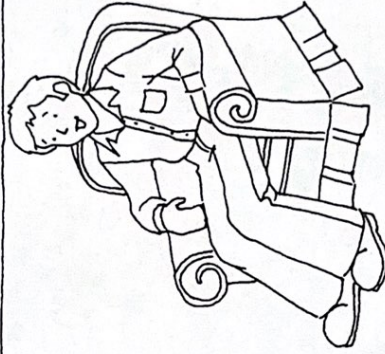
Ed sled fed



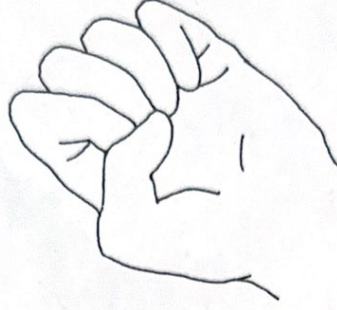
sad Lad glad



lid slid did



cat sat flat

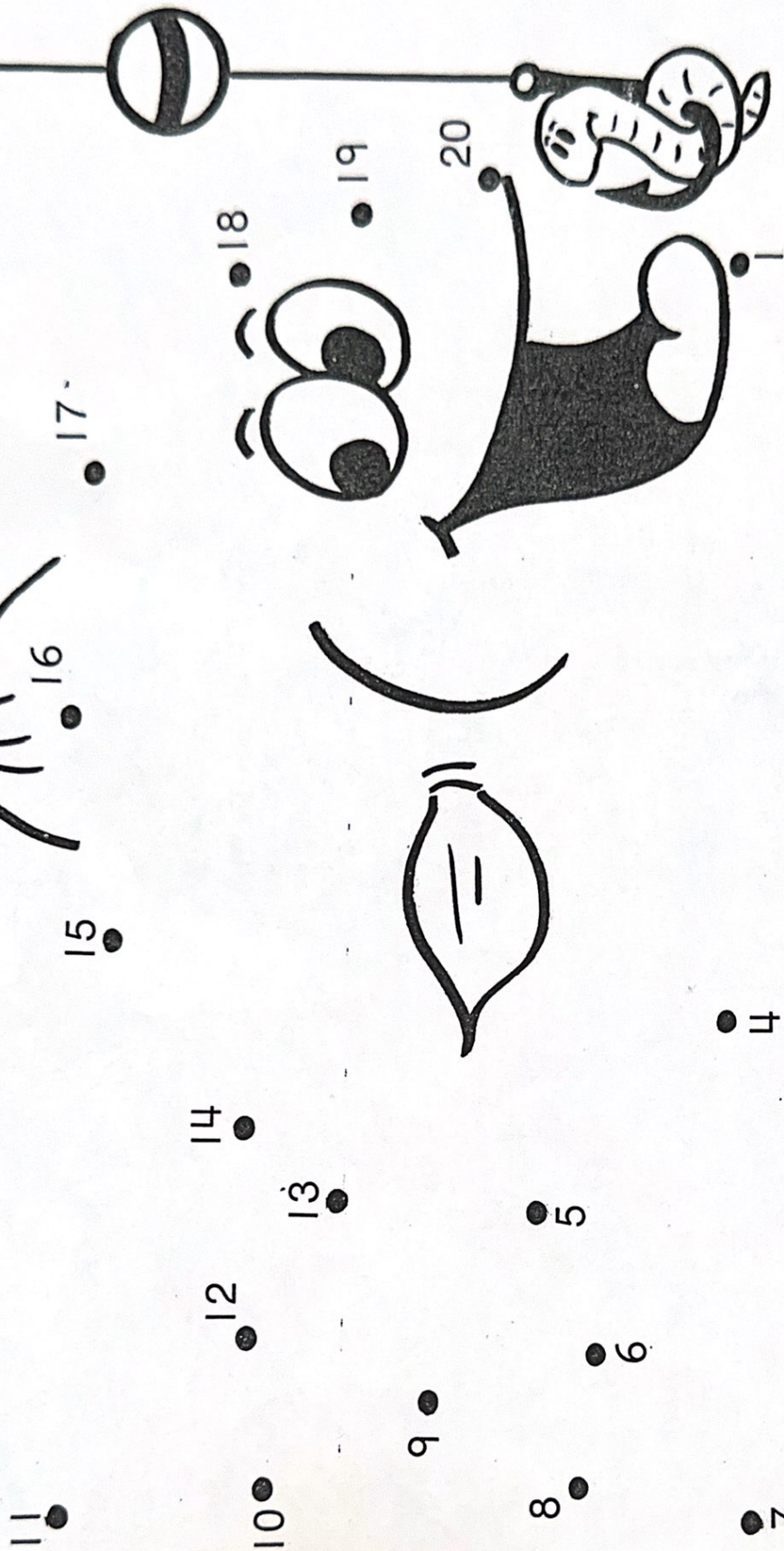


fist list fast

Parents: Your child circled the word that describes each picture.

Name _____ Numbers 1 to 20


Lunch Time




Name _____

Skill: Following directions

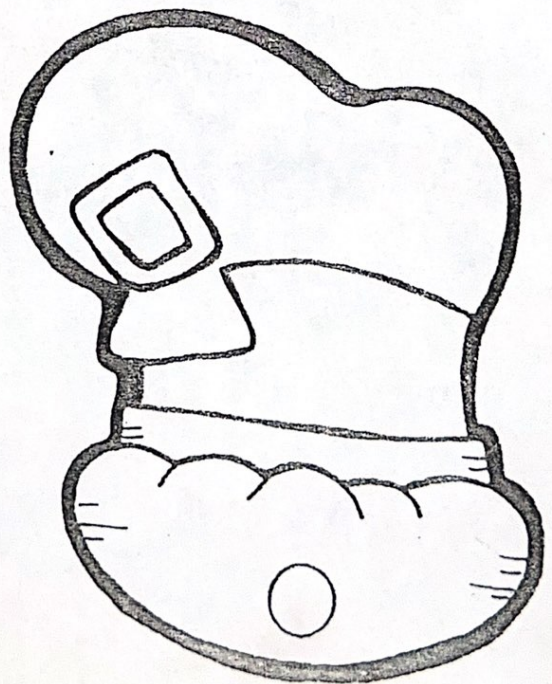
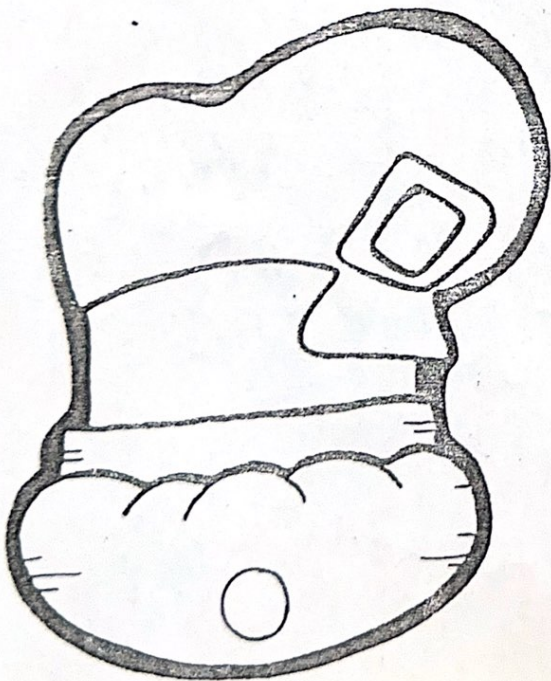
A Pumpkin House



- ___ 1. Color the large triangle purple.
- ___ 2. Color the small triangles green.
- ___ 3. Color the large rectangles blue.
- ___ 4. Color the small rectangles red.
- ___ 5. Color the large circles black.
- ___ 6. Color the small circles yellow.
- ___ 7. Color the mouse brown.
- ___ 8. Color the pumpkin orange.



61
27.4.23
[Handwritten scribbles]





frab

