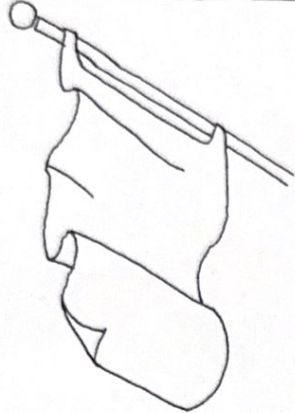
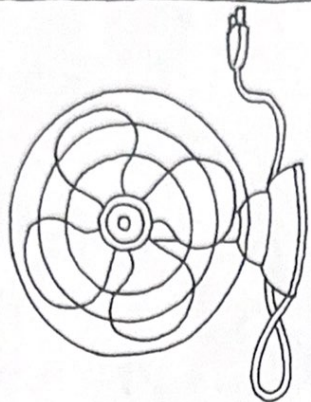


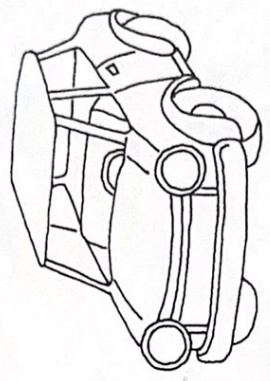

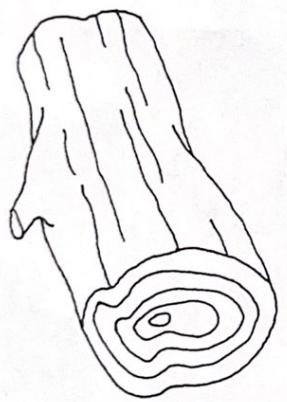
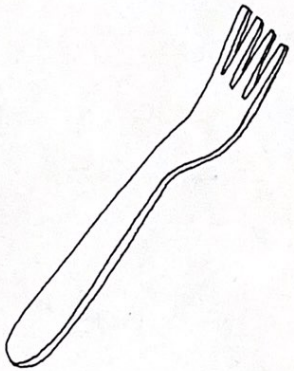





Meet the Superkids
Unit 10 (F). Lesson 62

Name: _____

		
		
		
	Ff	

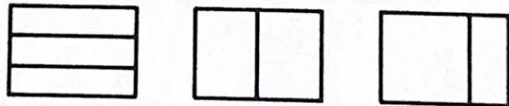
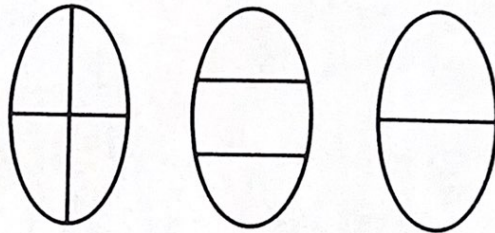
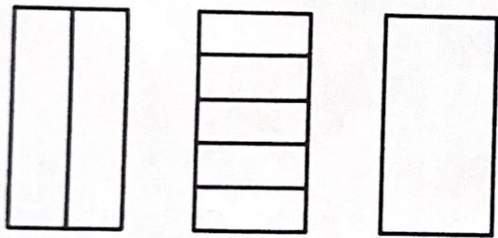


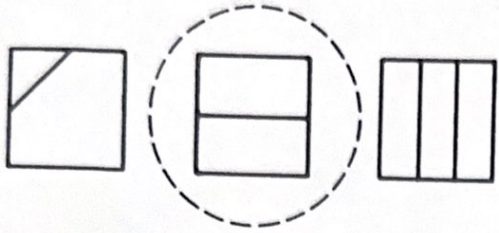
Points: Your child circled items whose names begin with the sound heard at the beginning of *Frits*.

Name _____

E 38 ✓

Use with text pages 91-92.

One Half




Name _____

Animals Can Move

Look at the pictures of animals. Color the pictures. Cut and then paste the pictures to show how the animals move.

Crawl	Walk	Swim	Fly

Discovering Plants and Animals,



Name: _____

