

Name →

L

L

log

glad

doll

L

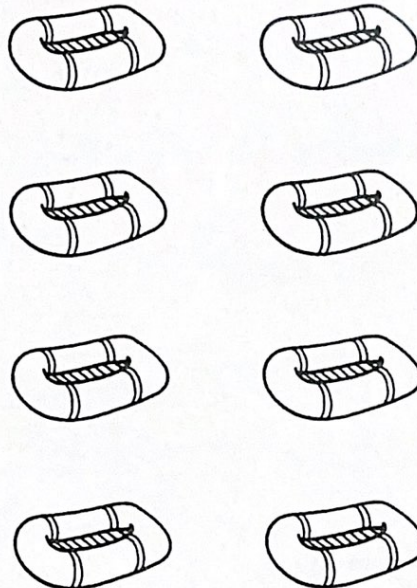


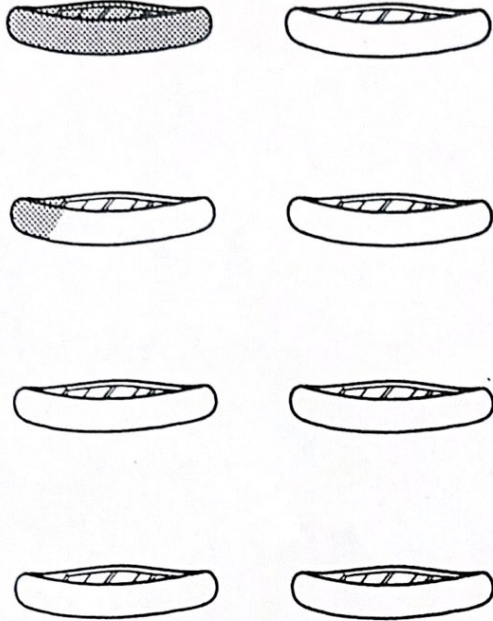
Name _____

7

E 22

Use with text pages 57-58.

Seven



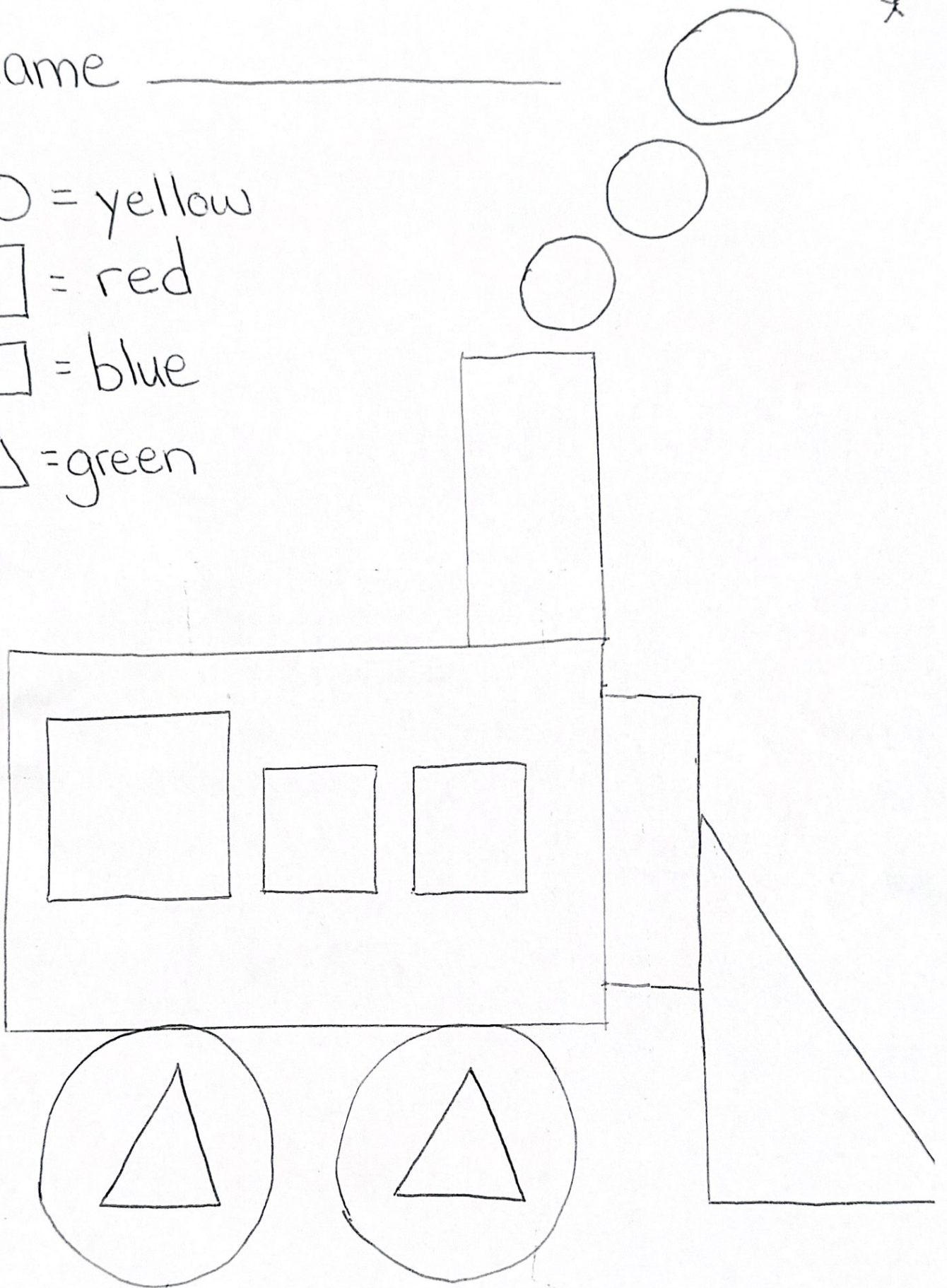
Name _____

○ = yellow

▭ = red

□ = blue

△ = green



Name: _____

How to Wash MY Hands

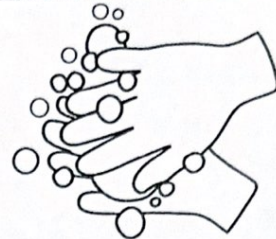

Directions: Cut out the pictures and
glue them in the correct order.

1

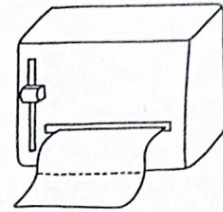
2

3

4



scrub with soap



dry hands



wet hands




rinse off soap

Name _____

Skill: Following directions ✓

Meet Sue and Sam Shape



- ___ 1. Color the big square yellow.
- ___ 2. Color the little square black.
- ___ 3. Color the big rectangle brown.
- ___ 4. Color the little rectangles orange.
- ___ 5. Color the big triangle green.
- ___ 6. Color the little triangles purple.
- ___ 7. Color the big circles blue.
- ___ 8. Color the little circles red.

Name _____

Color the picture.
Use the code.

0, 1, and 2 = green	6, 7, and 8 = blue
3, 4, and 5 = yellow	9 and 10 = orange

