













Dd 	Cc 	Aa 	Gg 

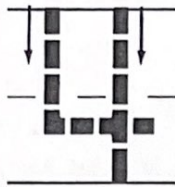

			
			

Cut and paste. Match pictures for words that have the same beginning sounds.

Name \_\_\_\_\_

Use with text pages 33-34.



# Practice 3 and 4



\_\_\_\_\_

-----

\_\_\_\_\_



\_\_\_\_\_

-----

\_\_\_\_\_

\_\_\_\_\_

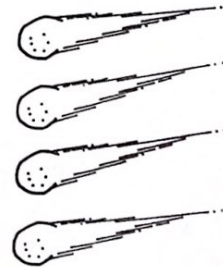

-----

\_\_\_\_\_

\_\_\_\_\_

-----

\_\_\_\_\_



\_\_\_\_\_

-----

\_\_\_\_\_

\_\_\_\_\_

-----

\_\_\_\_\_

\_\_\_\_\_







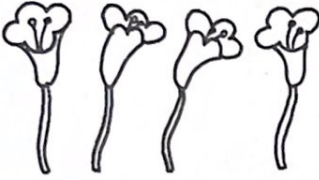
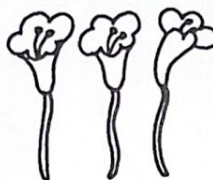




-----

\_\_\_\_\_

Name \_\_\_\_\_

Use with text pages 31-32.


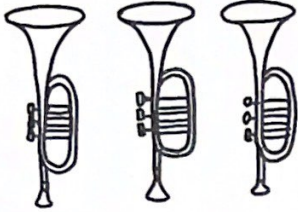
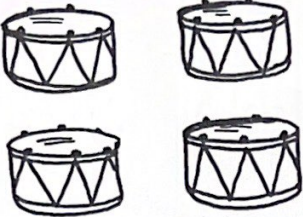
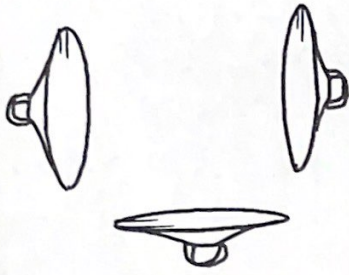
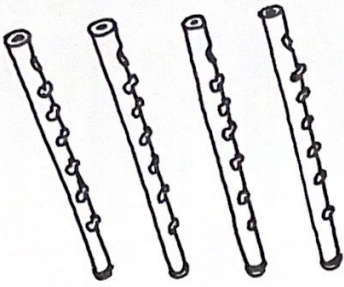
### Three and Four





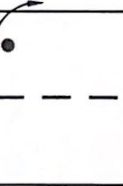
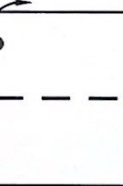
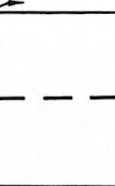



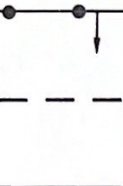
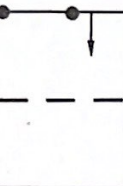
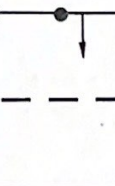
<p>3 </p> <p>4 </p>	<p>3 </p> <p>4 </p>
	
	
	
	

Name \_\_\_\_\_

Use with text pages 33-34.

### Practice 3 and 4

  <p>3      4</p>	 <p>3      4</p>
 <p>3      4</p>	 <p>3      4</p>




 					
					



# Phonics Worksheet for Kids


Name \_\_\_\_\_

Cut out the pictures. Paste the pictures inside the box that begin with the letter.

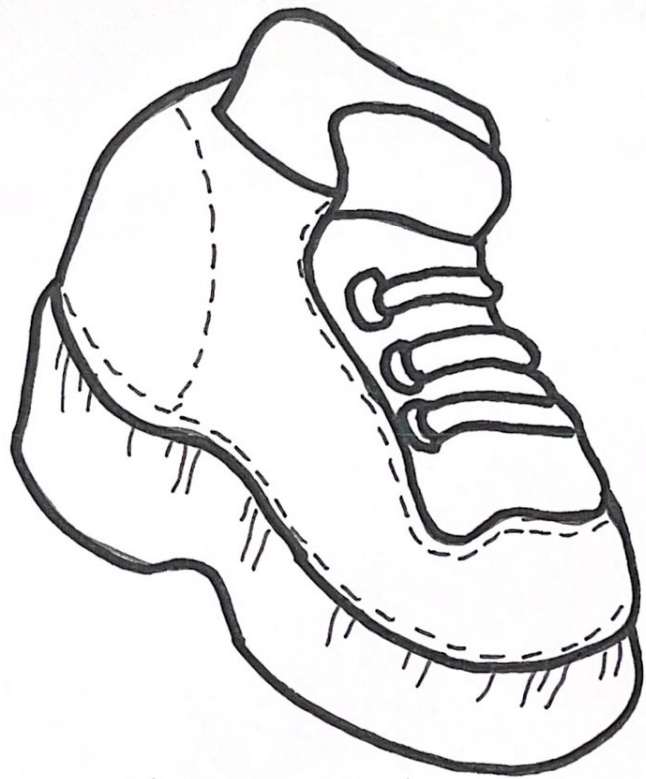



3  
57  
08  
29

red



19



59