



# Sorting Apples by Size

Your child is bringing home their apple project today. Below are the directions that were given. There was a model on the board and the directions were repeated many times.

\*\*\*Listening and following directions

\*\*\*Using scissors









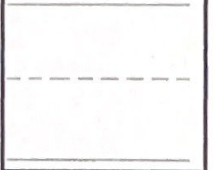

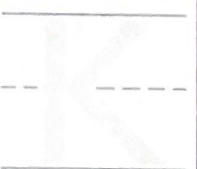
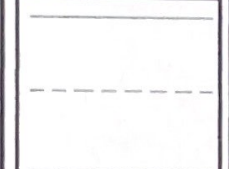
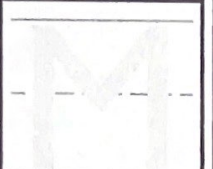


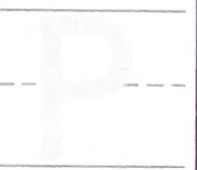
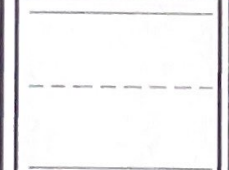
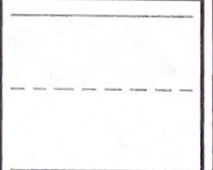


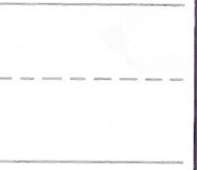
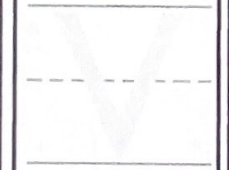
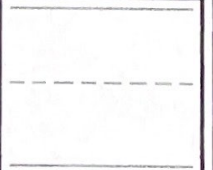







The children were told to color the biggest apples RED, the medium sized apples GREEN and the smallest apples YELLOW.

The children were given chart paper and then were asked to cut out ONE APPLE AT A TIME ...to ensure that apples were not lost). They were told to cut out each apple on the straight lines (forming a box around the apple).

The children were asked to glue each apple under the correct column.

# Alphabet Blocks

Trace the letters. Write in the missing letters.

 A	 B	 C	 D	 E
 F	 G	 H	 I	 J
 K	 L	 M	 N	 O
 P	 Q	 R	 S	 T
 U	 V	 W	 X	 Y
 Z				

Name: \_\_\_\_\_

# GOOD vs. BAD CHOICES

I can sort good and bad choices.

GOOD CHOICE		BAD CHOICE	

 <p>be kind</p>	 <p>run inside</p>	 <p>push someone</p>	 <p>help someone</p>
 <p>clean up your mess</p>	 <p>tip your chair back</p>	 <p>share with others</p>	 <p>pull someone's hair</p>
 <p>yell inside</p>	 <p>raise your hand</p>	 <p>laugh at others</p>	 <p>sit criss cross</p>