





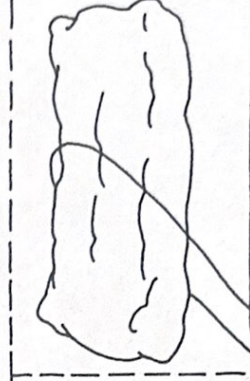
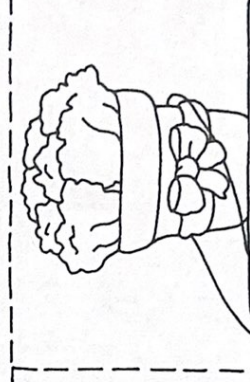
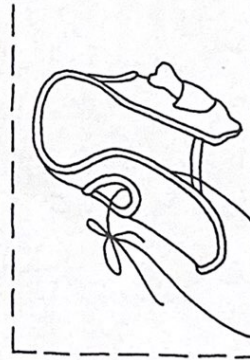


Name: _____

| | | | | |
|---|--|---|---|---|
|  |  |  |  |  |
| | | | | |

Parents: Your child read a story and used story details to write the names of animals on the tags attached to their presents. Then your child cut out pictures of presents and glued each one below the corresponding animal.

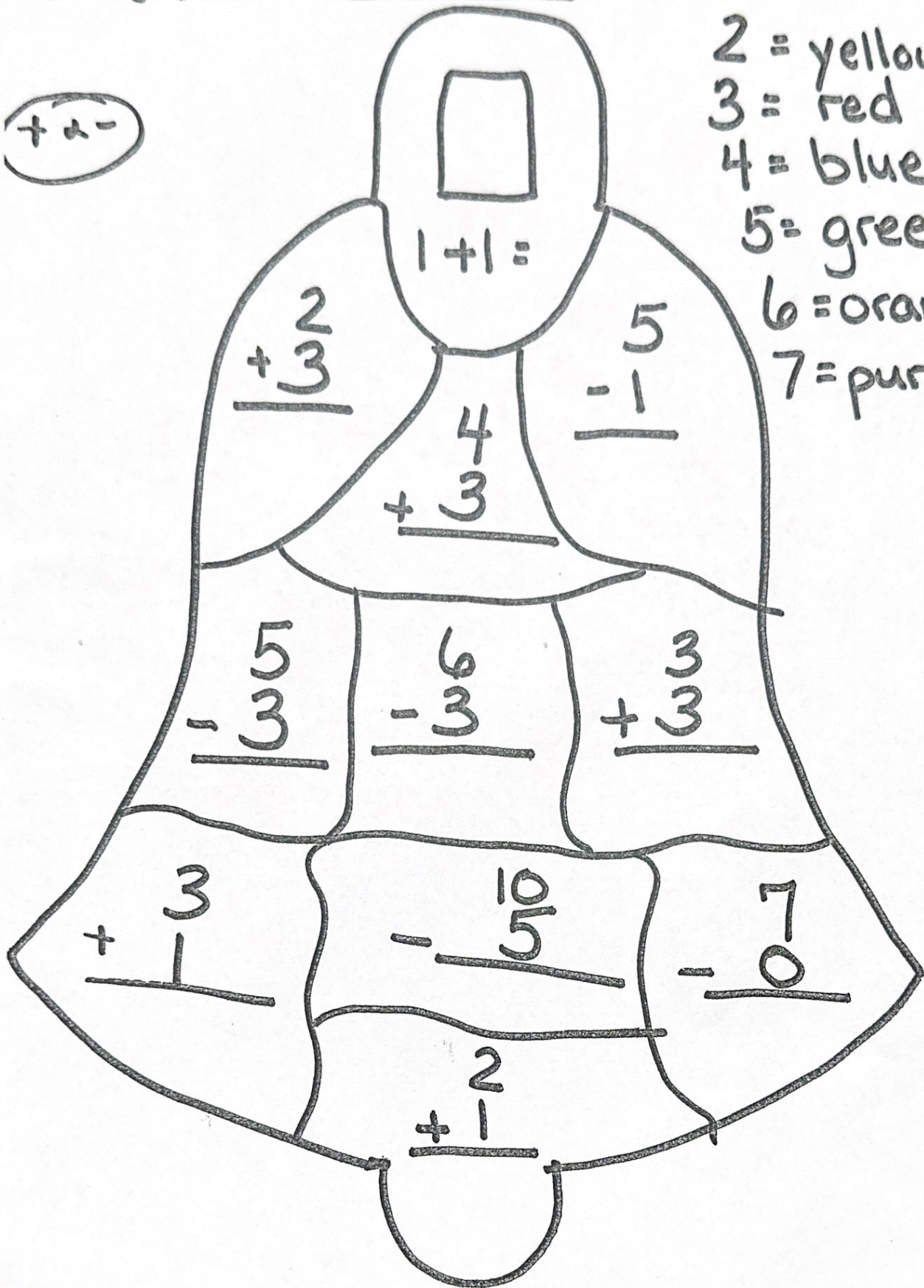
| | | | |
|---|---|---|---|
|  |  |  |  |
| | | | |

Golly

Name: _____

(+ -)

- 2 = yellow
- 3 = red
- 4 = blue
- 5 = green
- 6 = orange
- 7 = purple



Counting to 100

Name _____

Date _____

Write the numbers to finish the chart.

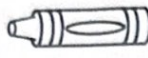
| | | | | | | | | | |
|----|----|----|----|----|----|----|----|----|-----|
| 1 | 2 | | | 5 | | | 8 | | 10 |
| 11 | | 13 | | | | 17 | | 19 | 20 |
| 21 | | | 24 | 25 | | | | 29 | 30 |
| 31 | | 33 | | | 36 | | 38 | 39 | |
| | 42 | | 44 | | | 47 | | | 50 |
| 51 | | | | 55 | 56 | | | | 60 |
| 61 | | | 64 | | | 67 | | 69 | |
| 71 | | 73 | | | 76 | | | | 80 |
| | 82 | | | 85 | | | 88 | | 90 |
| 91 | | | 94 | | 96 | | | 99 | 100 |

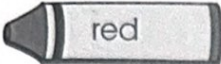

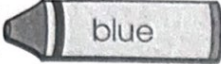






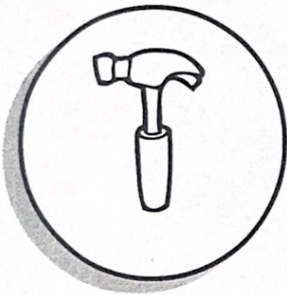
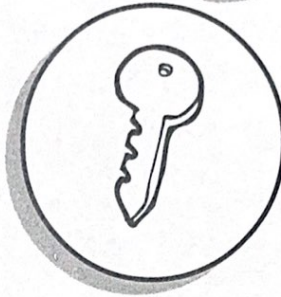
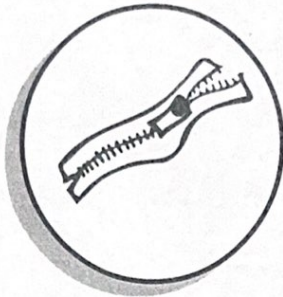

Name _____

Beginning consonants *d, h, k, m, z*

Playin' With Popcorn

 Color by the code.

| Color Code | | | | | |
|------------|---|-------|----------|---|--------|
| h |  | red | z |  | yellow |
| d |  | blue | m |  | orange |
| k |  | green | | | |



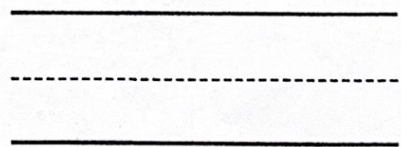

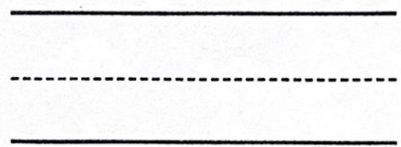
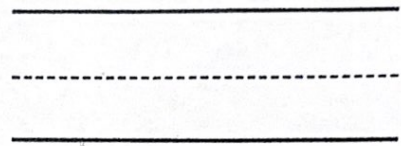

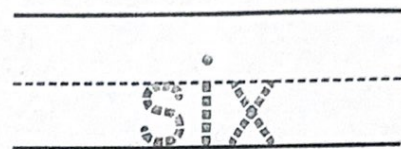
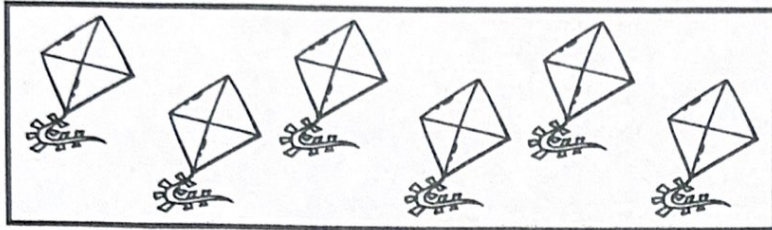


At Home: Pop up some popcorn to play an alphabet game. Write a word for each beginning sound on a slip of paper and place the words in a paper bag. To play, draw a word from the bag, say the word, and have your child place a piece of popcorn on a matching picture from this page.

Number Word Play

one two three four five six seven eight nine ten





Count how many. Write the number word.



Number Words Party


one two three four five six seven eight nine ten

Count how many candles. Write the number word.



eight

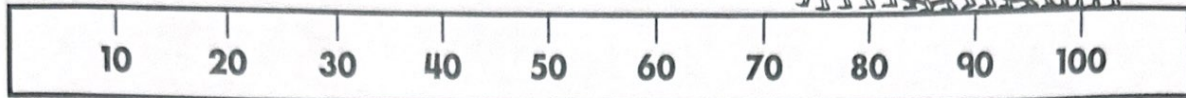

Blank handwriting lines for writing the number words corresponding to the images.



Skip Counting: By 10's

Name _____ Date _____

Count by 10's.
Write the missing numbers.



Five cartoon caterpillars are arranged vertically. Each caterpillar has a sequence of numbers in its body segments, with some segments being empty circles for the student to write in. The caterpillars are connected by a dashed line.

- Caterpillar 1: 10, 20, 30, 40, ,
- Caterpillar 2: 10, 20, , 40, , 60
- Caterpillar 3: 20, , 40, , , 70
- Caterpillar 4: 30, 40, , 60, , , 90
- Caterpillar 5: 40, , 60, , 80, ,

Name:

Color!

$$\begin{array}{r} 0 \\ +1 \\ \hline \end{array}$$

$$\begin{array}{r} 1 \\ +2 \\ \hline \end{array}$$

$$\begin{array}{r} 3 \\ +1 \\ \hline \end{array}$$

$$\begin{array}{r} 3 \\ +3 \\ \hline \end{array}$$

$$\begin{array}{r} 4 \\ +1 \\ \hline \end{array}$$

$$\begin{array}{r} 5 \\ +1 \\ \hline \end{array}$$

$$\begin{array}{r} 2 \\ +0 \\ \hline \end{array}$$

$$1 + 1 =$$

$$\begin{array}{r} 3 \\ +2 \\ \hline \end{array}$$

$$2 + 2 =$$