




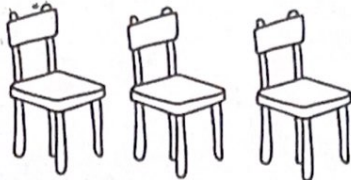
Name _____

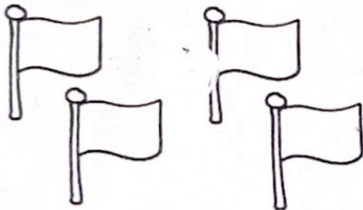
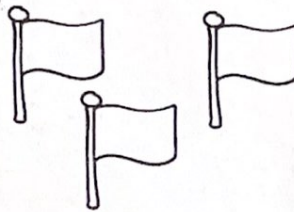
Date _____



Adding

Count each set of objects on each line and write it.
Add them and write the sum in the box

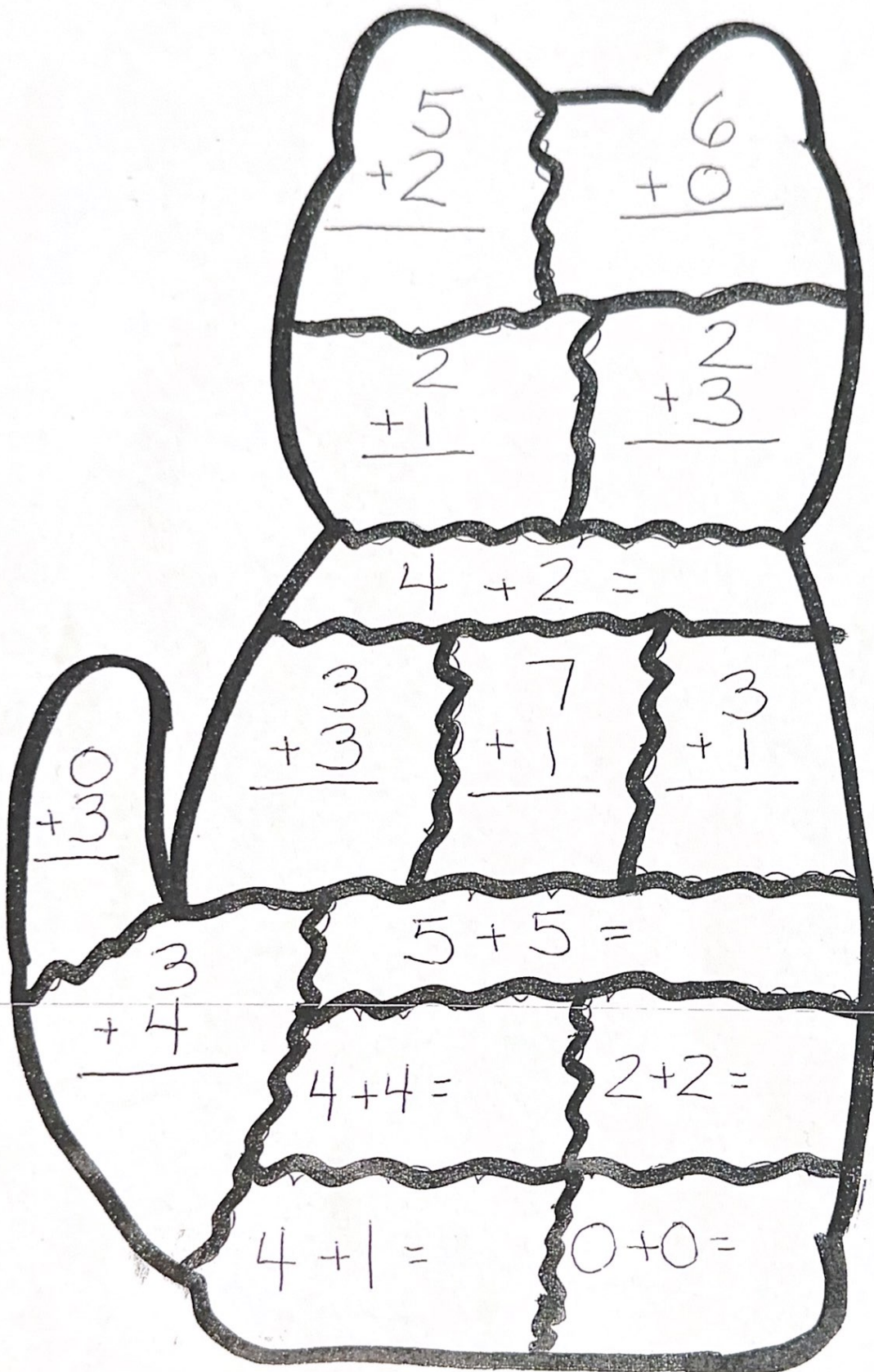

 $+$

 $=$


 $+$

 $=$


 $+$

 $=$


 $+$

 $=$

Name: _____



Parts of a Plant

Directions: Cut out the word cards below. Glue them in the correct places so the parts of the plant are labeled.



roots

leaf

stem

flower


seed

Name _____

Date _____

green 9

Can you label the parts of a tree?



branch

twig

leaves

trunk

roots

24



Color Guide

1 - Brown	7 - Peach
2 - Blue	8 - Black
3 - Orange	9 - Red
4 - Pink	10 - Sky Blue
5 - Yellow	11 - Red
6 - Green	12 - Grey

Name: _____

Color By Number

