



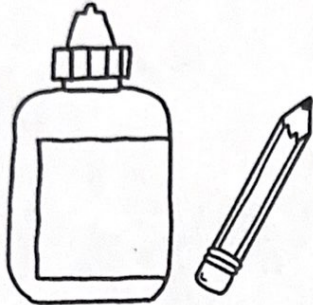
Name _____




Exploring and Comparing Weight




1




2



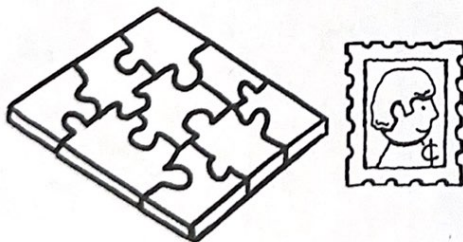
3




4



5



6



Directions Have children color the heavier item in each exercise blue and the lighter item orange. Children may lift actual items to check.

Use with Grade K, TG pages 340-343.
© Silver Burdett Ginn Inc. (156)

Sequencing 1-20 (I)

Name _____

Date _____

Connect the dots from **1** to **20**. Color the picture.

