

Name →

Write 4 more on each line.

Name →

* not 3 ← no loops or 3

3

* not 4 ← line missing, not 4 or 4

4

* not 5 or 5

5


* not 6 or 6

6

NAME _____


Lesson 1.15

COUNTING 8 THROUGH 10




eight

8



nine


9




ten

10


Circle the number.



8 9 10




8 9 10




8 9 10



8 9 10



8 9 10











8 9 10

NAME _____

Lesson 1.16

COUNTING AND WRITING 0 THROUGH 10

Count how many. Write the number.






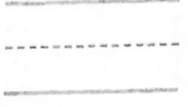




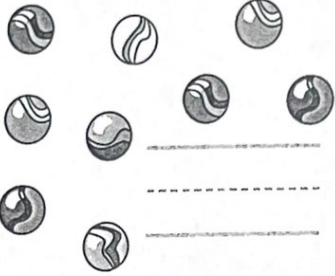

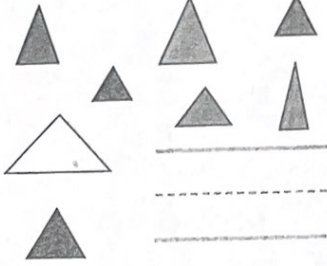





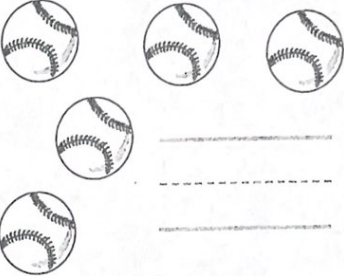





NAME _____

Lesson 1.16

COUNTING AND WRITING

0 THROUGH 10


Count how many. Write the number.

NAME _____

Lesson 1.16

COUNTING AND WRITING 0 THROUGH 10

Count the . Say the number. Write the number.

